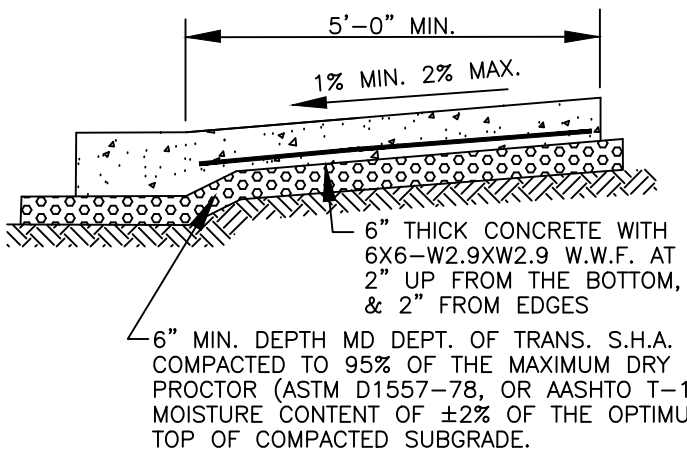
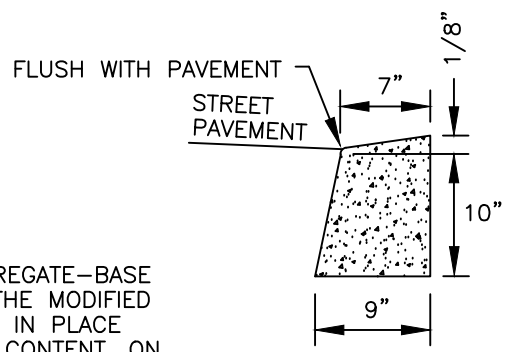


NOTES

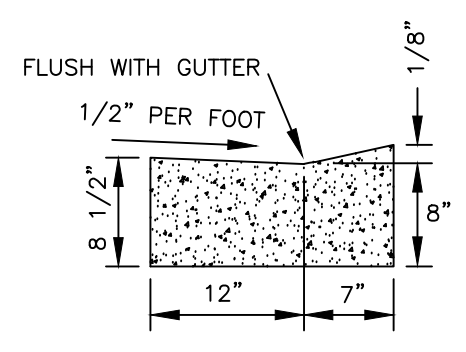
1. THE LOCATION OF THE TYPE 5 SIDEWALK RAMP SHALL BE DETERMINED BY CURRENT A.D.A. REQUIREMENTS, EXISTING OBSTRUCTIONS, CROSSWALK LOCATION, AND SHALL BE APPROVED BY THE CITY ENGINEER BEFORE CONSTRUCTION BEGINS.
2. ALL CONCRETE SHALL BE MD DEPT. OF TRANS. S.H.A. MIX NO. 3 WITH A 28 DAY COMPRESSIVE STRENGTH OF 3,500 P.S.I., WITH 5%-8% AIR AND 2"-5" SLUMP. DO NOT ADD WATER TO THE SURFACE FOR FINISHING. ALL EXPOSED SURFACES SHALL RECEIVE A LIGHT TRANSVERSE BROOM FINISH.
3. REFER TO PLATE T-050 FOR STANDARD CONCRETE SIDEWALK, PLATE T-040 FOR STANDARD CONCRETE CURB & GUTTER, AND PLATE T-042 FOR CONCRETE REPLACEMENT CURB.
4. THE DOT HATCHED AREA REPRESENTS A DETECTABLE WARNING SURFACE AT THE REQUIRED LOCATION AND ORIENTATION. REFER TO PLATE T-059 FOR THE DETECTABLE WARNING SURFACE SYSTEM SPECIFICATIONS, DETAILS, AND NOTES.



SECTION AA



DEPRESSED CURB DETAIL



DEPRESSED CURB & GUTTER DETAIL



CITY OF HAGERSTOWN, MARYLAND - ENGINEERING DIVISION

TRANSPORTATION STANDARD DETAIL
SIDEWALK RAMP TYPE 5
(SIDEWALK 5' WIDE OR WIDER WITH NO GRASS STRIP)

ISSUE DATE: 03-01-2018

REVISIONS	

Plate T-057